




RENOVATION RESORT

SHOPPING GUIDE | SEASON 2 | EPISODE 2

CABIN 1 | RASHEEDA & JAKE





1. BFF PRINT SHOP - ARTWORK
2. FAUXLIAGE - ARTIFICIAL PLANTS
3. FUZION - FLOORING
4. LIGHTHOUSE CO - LIGHTING
5. POLLARD - ENTRY DOOR

6. RUST-OLEUM - PAINT & PRIMER
7. SPOONFLOWER - WALLPAPER & FABRIC
8. WOODCA - WOOD SLATS

RENOVATION RESORT

SHOPPING GUIDE | SEASON 2 | EPISODE 2

CABIN 2 | MELISSA & SHANNON





1. BFF PRINT SHOP - ARTWORK
2. FAUXLIAGE - ARTIFICIAL PLANTS
3. LIGHTHOUSE CO - LIGHTING
4. MURALS YOUR WAY - WALL MURAL
5. NEON LIGHTS CANADA - NEON SIGN

6. POLLARD - ENTRY DOOR
7. RUST-OLEUM - PAINT & PRIMER
8. WOODCA - FLOORING

RENOVATION RESORT

SHOPPING GUIDE | SEASON 2 | EPISODE 2
CABIN 3 | CAMI & CHRIS

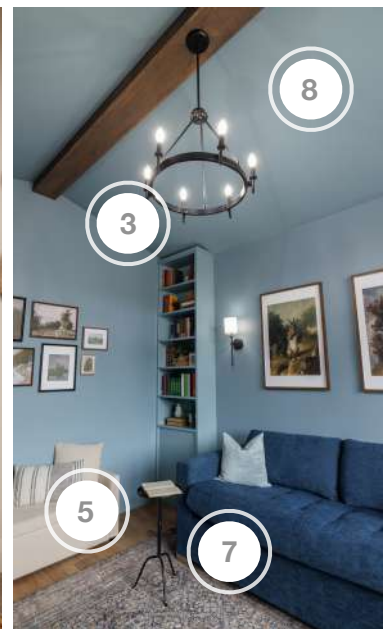



1. BELANGER LAMINATES - COUNTERTOP
2. CERCAN - TILE
3. DVI LIGHTING - LIGHTING
4. ELITE TRIMWORKS - TRIM
5. EXPLORE HARDWARE - DOOR HARDWARE

6. LIGHTHOUSE CO - LIGHTING
7. POLLARD - ENTRY DOOR
8. RUST-OLEUM - PAINT & PRIMER
9. TRIMLITE MANUFACTURING INC - INTERIOR DOORS

RENOVATION RESORT

SHOPPING GUIDE | SEASON 2 | EPISODE 2 CABIN 4 | HOLLIE & GRAHAM



1. BERENSON - HARDWARE

2. CERCAN - TILE

3. DVI LIGHTING - LIGHTING

4. EXPLORE HARDWARE - DOOR HARDWARE

5. FUZION - FLOORING

6. LIGHTHOUSE CO - LIGHTING

7. RICHELIEU - MURPHY BED

8. RUST-OLEUM - PAINT & PRIMER

9. TRIMLITE MANUFACTURING INC - INTERIOR DOORS



SHOPPING GUIDE | SEASON 2 | EPISODE 2

CABIN ONE

COMPANY	PRODUCT DETAILS	LOCATION	WEBSITE
ENVISIVENT	ENVISIVENT REMOVABLE FLUSH MOUNT AIR RETURN	FRONT ROOM	https://www.envisivent.com/
EXPLORE HARDWARE	ATHENS IN BRASS	THROUGHOUT	https://explorehardware.com/
FUZION FLOORING	#DY182AD01 ALMOND BUTTER FLOORING	THROUGHOUT	https://www.fuzionflooring.com/
LIGHT HOUSE CO	SENO 5 LIGHT PENDANT COTTON IN BLACK, MARBLESTONE FLUSH MOUNT LARGE IN MATTE BLACK AND SENO WALL SCONCE IN BLACK WITH WHITE COTTON	FRONT ROOM & ENTRY	https://www.lighthouseco.ca/
SPOONFLOWER	TRIBAL ABSTRACT MAZE HALF-DROP WALLPAPER & FABRIC	ENTRY	https://www.spoonflower.com/
TRIMLITE MANUFACTURING INC	INTERIOR DOORS	THROUGHOUT	https://www.trimlite.com/
WOODCA DESIGN	LB-2200 WOOD SLATS TONGUE & GROOVE IN 239 LIGHT WALNUT	FRONT ROOM	https://www.woodcadesign.com/

CABIN TWO

COMPANY	PRODUCT DETAILS	LOCATION	WEBSITE
ENVISIVENT	ENVISIVENT REMOVABLE FLUSH MOUNT AIR RETURN	FRONT ROOM	https://www.envisivent.com/
EXPLORE HARDWARE	LONDON IN BLACK	THROUGHOUT	https://explorehardware.com/
LIGHT HOUSE CO	HELLOS FLUSH MOUNT IN AGED IRON	ENTRY	https://www.lighthouseco.ca/
MURALS YOUR WAY	SMARTSTICK MURAL	ENTRY	https://www.muralsyourway.com/
NEON LIGHTS CANADA	THIS MUST BE THE PLACE CUSTOM NEON SIGN	ENTRY	https://neonlightscanada.ca/
TRIMLITE MANUFACTURING INC	INTERIOR DOORS	THROUGHOUT	https://www.trimlite.com/
WOODCA DESIGN	MALLUMO FLOORING	THROUGHOUT	https://www.woodcadesign.com/



SHOPPING GUIDE | SEASON 2 | EPISODE 2

CABIN THREE

COMPANY	PRODUCT DETAILS	LOCATION	WEBSITE
BELANGER LAMINATES	ACACIA FINGER JOINTED COUNTERTOP	ENTRY	https://www.belanger-laminates.com/
CERCAN TILE	6X6 HEIRLOOM GREY AND WHITE TILE	ENTRY & FRONT ROOM	https://www.cercantile.com/
DVI LIGHTING	#DVP7511SN SCHOOLHOUSE SEMI FLUSH MOUNT IN SATIN NICKEL	ENTRY	https://www.dvcanada.com/
ELITE TRIMWORKS	V-GROOVED MDF SHEET AND V-GROOVED - MDF SHEET - 4" GROVE SPACING - 3/8" THICKNESS - 4" X 8" SHEET	FRONT ROOM	https://www.elitetrimsworks.com/cd/
ENVISIVENT	ENVISIVENT REMOVABLE FLUSH MOUNT AIR RETURN	FRONT ROOM	https://www.envisivent.com/
EXPLORE HARDWARE	SEYCHELLES IN BLACK	THROUGHOUT	https://explorehardware.com/
FUZION FLOORING	AMISTAD DY180AM02 FLOORING	THROUGHOUT	https://www.fuzionflooring.com/
LIGHT HOUSE CO	MARCEL WALL SCONCE, MARCEL WIDE CHANDELIER AND KENYON PICTURE LIGHT	ENTRY & FRONT ROOM	https://www.lighthouseco.ca/
TRIMLITE MANUFACTURING INC	INTERIOR DOORS	THROUGHOUT	https://www.trimlite.com/

CABIN FOUR

COMPANY	PRODUCT DETAILS	LOCATION	WEBSITE
BERENSON	#B 2084-10VB-P PULL 256MM CC VENETIAN IN BRONZE	MURPHY BED	https://www.berenson.ca/
CERCAN TILE	4X12 LONDON GREY TUMBLED TILE	ENTRY	https://www.cercantile.com/
DVI LIGHTING	#DVP27326MF+EB CAMBRAI 21.5" 6 LIGHT CHANDELIER IN EBONY	FRONT ROOM	https://www.dvcanada.com/
ENVISIVENT	ENVISIVENT REMOVABLE FLUSH MOUNT AIR RETURN	FRONT ROOM	https://www.envisivent.com/
EXPLORE HARDWARE	BALI IN BLACK	THROUGHOUT	https://explorehardware.com/
FUZION FLOORING	COCOON DY180CC11-5GI FLOORING	THROUGHOUT	https://www.fuzionflooring.com/
LIGHT HOUSE CO	SCACCHI FLUSH MOUNT IN MATTE BLACK AND OPAL MATTE GLASS AND SHERLY WALL SCONCE	ENTRY	https://www.lighthouseco.ca/
RICHELIEU	XULT60ECVT MURPHY BED	FRONT ROOM	https://www.richelieu.com/ca/en/
TRIMLITE MANUFACTURING INC	INTERIOR DOORS	THROUGHOUT	https://www.trimlite.com/



SHOPPING GUIDE | SEASON 2 | EPISODE 2

COMPANY	PRODUCT DETAILS	LOCATION	WEBSITE
BFF PRINT SHOP	ARTWORK	THROUGHOUT	https://bffprintshop.com/
CAMPBELL MONUMENT	"RENO RESORT" STONE ETCHING	EXTERIOR	https://www.campbellmonument.com/
CANADIAN CUSTOM APPAREL	CUSTOM RENOVATION RESORT SWEATERS	THROUGHOUT	https://canadiancustomapparel.com/
CANVAS & DECOR	PHOTO PRINTS	THROUGHOUT	https://www.canvasndecor.ca/
CARHARTT	6" STEEL TOE WEDGE BOOT IN SOFT TAN FULL GRAIN LEATHER, WOMEN'S WATERPROOF 6" MOC STEEL TOE WEDGE WORK BOOT IN CARHARTT BROWN, FIRM DUCK WAIST APRON AND MISC APPAREL	THROUGHOUT	https://www.carhartt.com/
DANBY	DANBY 14,000 BTU (10,000 SACC) PORTABLE AC	THROUGHOUT	https://www.danby.com/
DVI LIGHTING	#DVP46841BN AC LED 48" LINEAR IN BUFFED NICKEL AND #DVP39158MW RECTANGULAR 48" FLUSH MOUNT IN MATTE WHITE	GARAGES	https://www.dvcanada.com/
FAUXLIAGE	ARTIFICIAL PLANTS	THROUGHOUT	https://fauxliage.ca/
GARAGA	STANDARD+ SHAKER-FLAT XS STYLE" GARAGE DOORS WITH AUTOMATIC OPENERS FOR THE 4 COMPETITOR CABINS INCLUDING DELIVERY & INSTALLATION	GARAGES	https://www.garaga.com/ca
GLADIATOR GARAGE WORKS	#GANF03WFMTS FLEX CABINET, #GANA24HWMX WOOD TOP, #GAWB06HWEG WORKBENCH - 6', #GAWP082PBY 8' GEARWALL® PANELS (2-PACK) // 16' WIDE SETUP, #GAWT086PBY GEARWALL® PANEL TRIM AND #GAWA24SKRH ACCESSORIES DELUXE STARTER PACK	GARAGES	https://www.gladiatorgarageworks.whirlpool.ca/en_ca.html
GREENWORKS	GREENWORKS 80V 21" SELF-PROPELLED LAWN MOWER WITH 1 EXTRA BLADE, 2.0 AH + 4.0 AH BATTERY AND CHARGER INCLUDED AND MISC TOOLS	THROUGHOUT	https://greenworkstools.ca/
JUNIPER PRINT SHOP	ARTWORK	THROUGHOUT	https://juniperprintshop.com/
KUMA OUTDOOR	SWITCHBACK CHAIR HEATED IN RED AND BLACK	EXTERIOR	https://www.kumaoutdoorgear.com/
NYDOCK	16' X 24' PT DECKED FLOATING DOCK C/W 4 18" DIA PONTOONS, 8' X 16' PT DECKED FLOATING DOCK C/W 2 18" DIA PONTOONS AND 6' X 12' PT DECKED RAMP C/W 1 18" RAMP PONTOON	EXTERIOR	https://nydock.com/
ON THE WAY CAFE	6 WATER COOLERS, BOTTLES OF WATER, 1 C600 OR C300 COFFEE BREWER, CASES OF COFFEE (DARK, MEDIUM, LIGHT, DECAF) WITH MILK FROTH, HOT CHOCOLATE, SUGAR, STIR STICKS, CUPS, MILKETTETS AND CREAMERS	THROUGHOUT	https://www.onthewaycafe.ca/
PERGOLUX	PERGOLUX PERGOLA S2	EXTERIOR	https://pergoluxshop.com/



SHOPPING GUIDE | SEASON 2 | EPISODE 2

COMPANY	PRODUCT DETAILS	LOCATION	WEBSITE
RAM BOARD	FLOOR PROTECTION	THROUGHOUT	https://www.ramboard.com/
ROCKWOOL	SAFE'N'SOUND 3" 16" AND COMFORTBATT R22 16"	THROUGHOUT	https://www.rockwool.com/north-america/
ROVE BOARD CO.	RED CANOE & SAFETY KIT	EXTERIOR	https://www.roveboards.com/
RUST-OLEUM	PAINT & PRIMER	THROUGHOUT	https://www.rustoleum.com/
RYOBI	TOOLS	THROUGHOUT	https://ryobitools.ca/
THE FLAG STORE	27" X 54" CUSTOM RENOVATION RESORT FLAG WITH 18' POLE AND ROCK & DOCK BASE	EXTERIOR	https://www.theflagstore.ca/
THE JACKPOT	PLASTIC UNITS AND WASH STATIONS	EXTERIOR	https://thejackpot.ca/
TOJA	#HMTE2939MBX MODERN MUSKOKA EXTENDED DINING TABLE KIT, MODERN MUSKOKA EXTENDED DINING TABLE KIT, #G05BE1817MB1-R MODERN MUSKOKA BENCH KIT, #G031014MB1 SOLO PERGOLA POST BASE AND WALL MOUNT BRACKET FOR 6X6 WOOD POSTS, #G031090MB1 T BRACKET FOR 6X6 WOOD POSTS, #G031020MB1 DUO L BRACKET FOR 6X6 WOOD POSTS AND #G032082MB1 GENERIC HANGER BRACKET FOR 6X6 WOOD POSTS	EXTERIOR	https://tojagrid.ca/